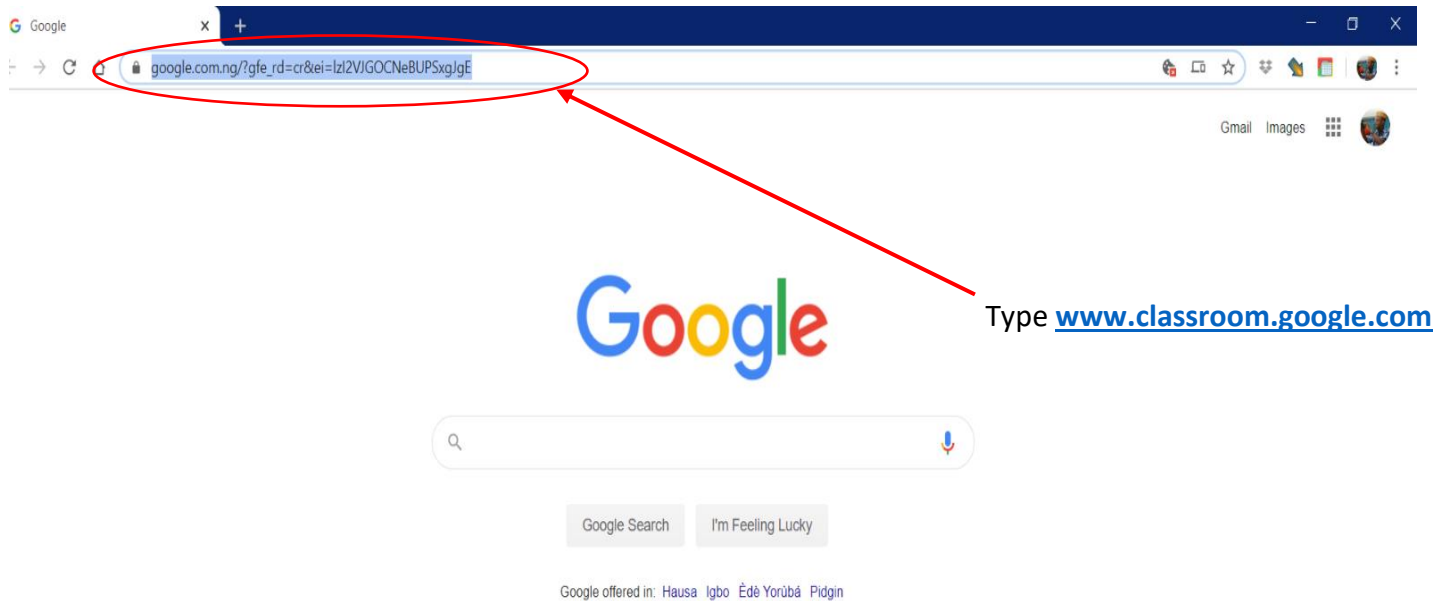
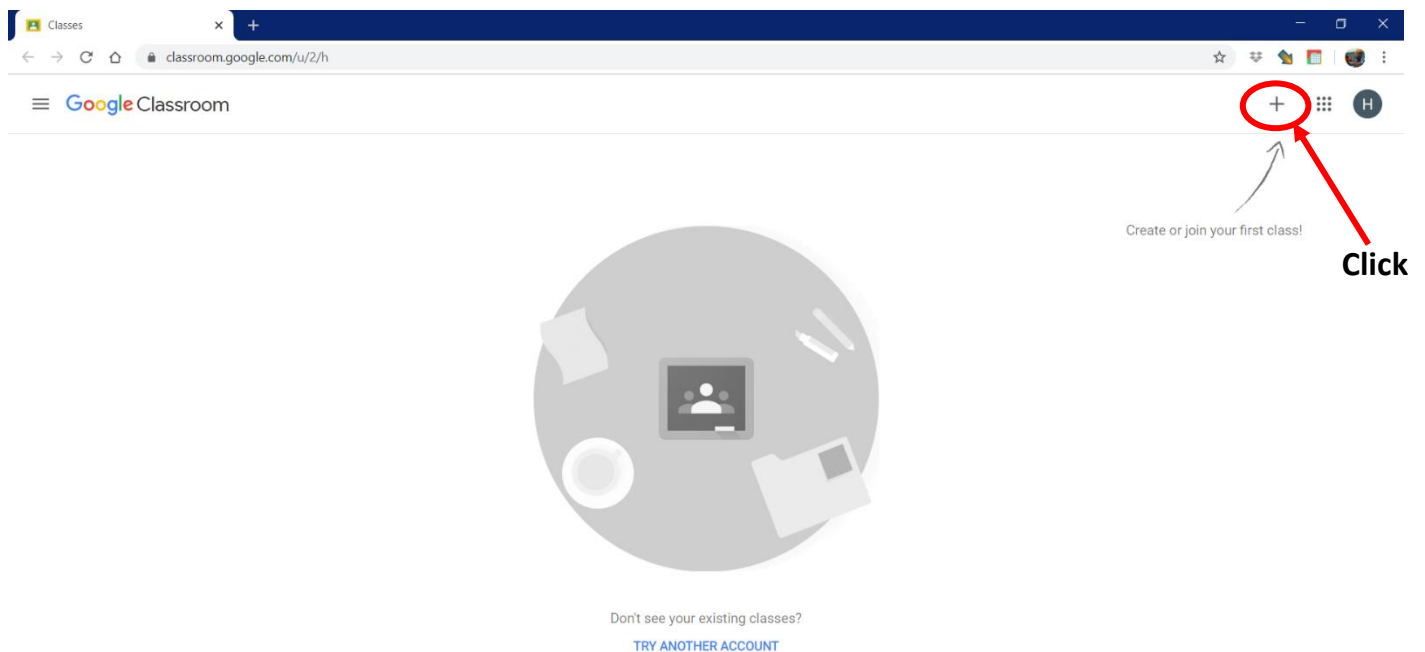


We know some may find it difficult to access the E-learning classroom. On that note, we have created the guidelines to follow in order to get your ward's classroom setup to fully participate in this modern way of learning. The steps are as follows:

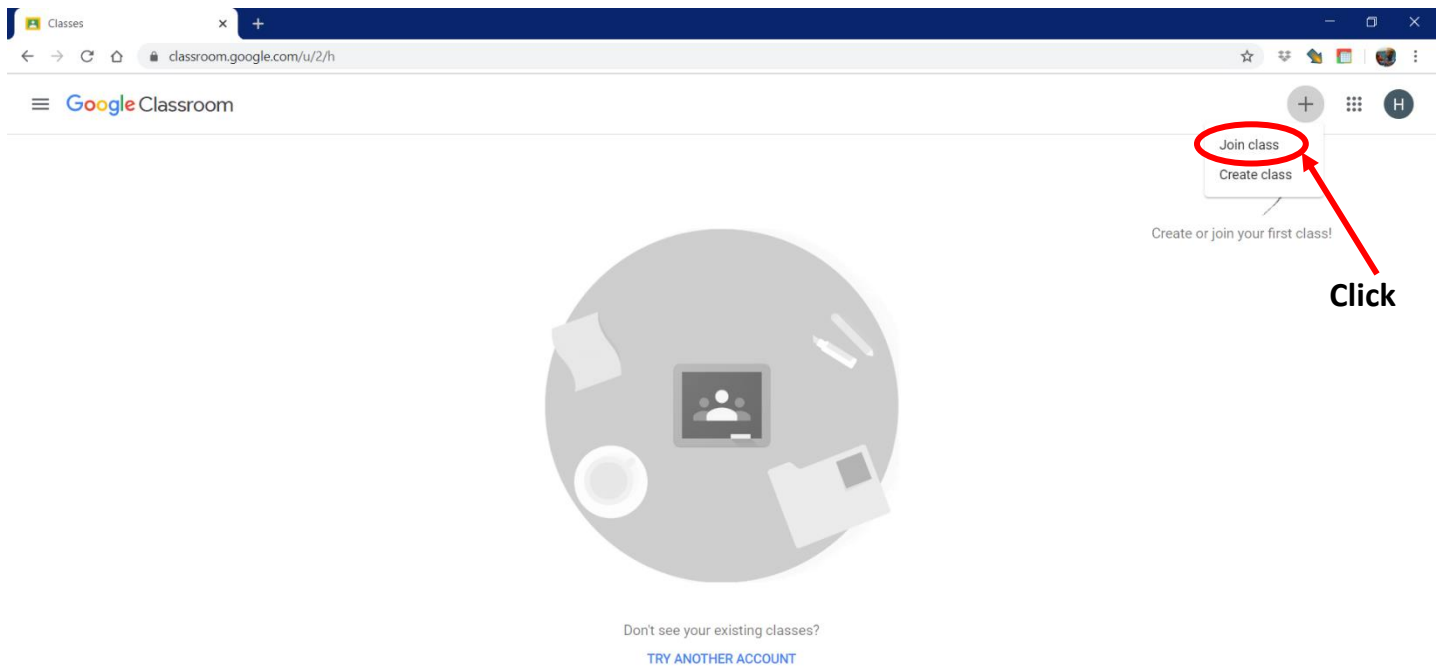
1. Using a **Browser** (Google chrome or Mozilla Firefox) Log on to the website: www.classroom.google.com or head over to play store on Android phone or Apple store on iOS and download, **google classroom**.



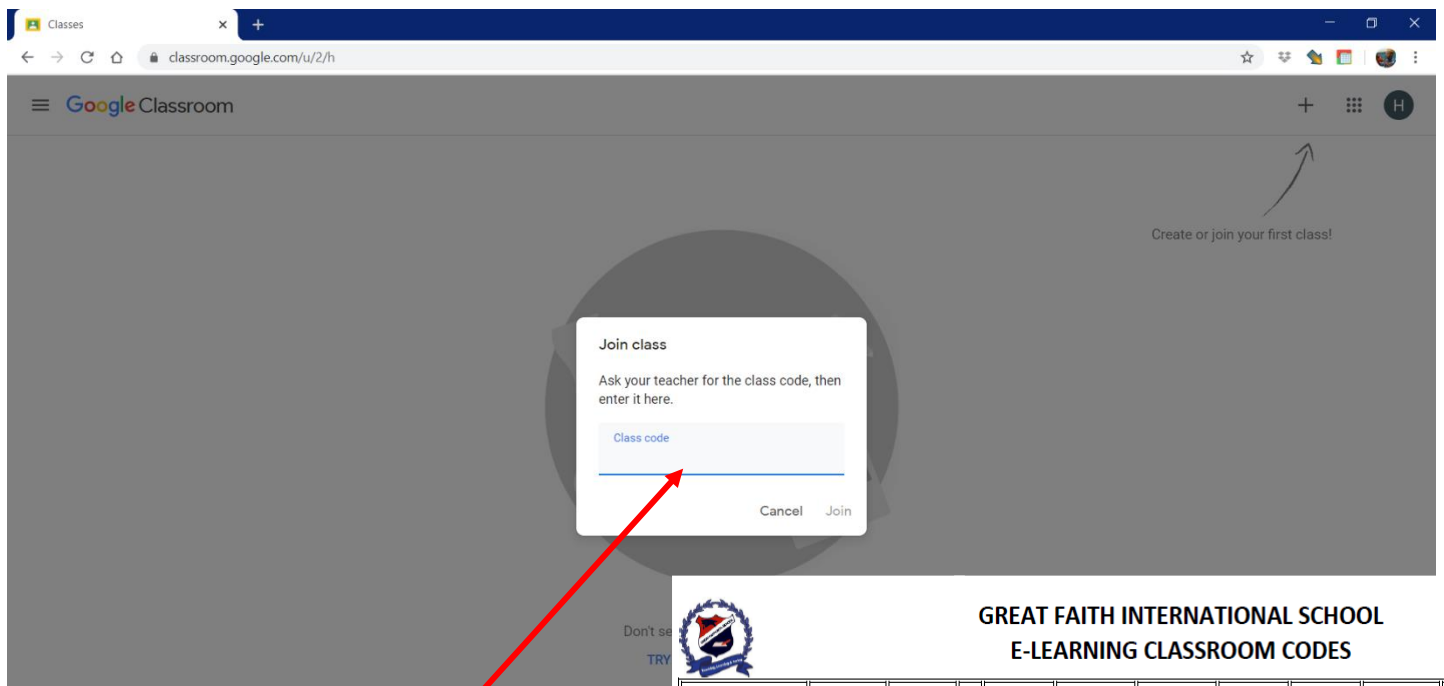
2. On the classroom page, click the plus icon as indicated below.



3. Click on Join Class.



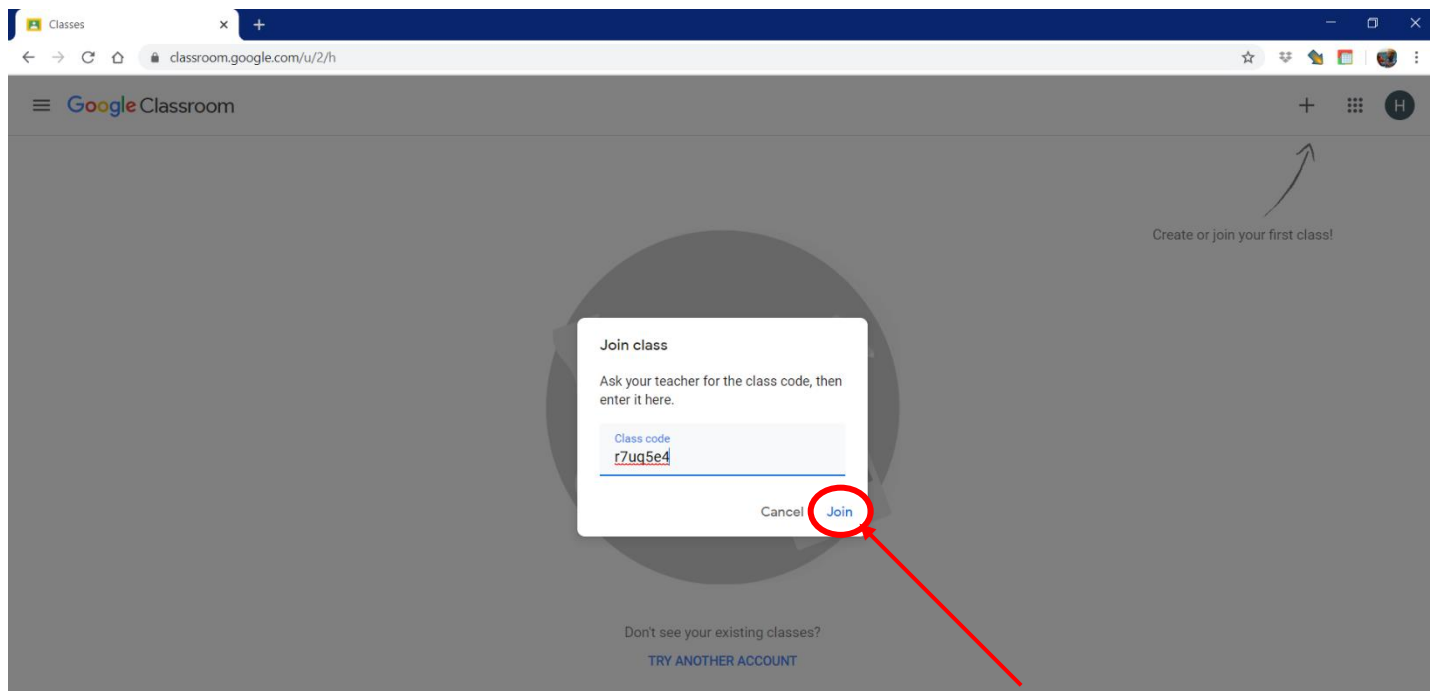
4. Type the **Code** based on the class and subject from the list (**E-learning Classroom Code**) downloaded from the website.



Type the classroom code here. For example, I want to enter the class, Numeracy Year 4. I will pick the code from the E-learning classroom codes and enter the code in "Join Class"....

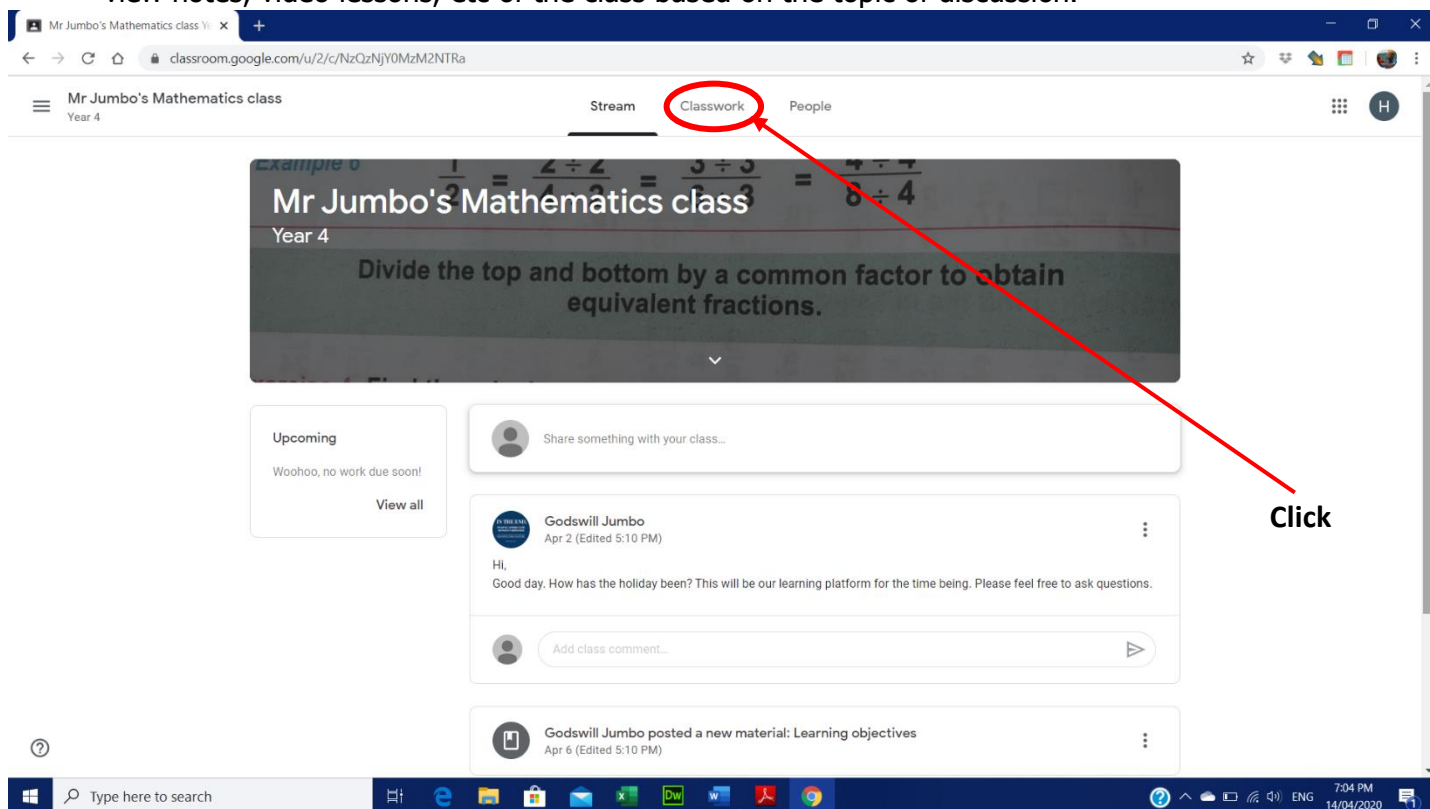
CLASSROOM / SUBJECT CODE	MATHS/ NUMERACY	ENGLISH / LITERACY	RY	BIOLOGY	K & U OF THE WORLD	GOVERNMENT	ECONOMICS	LIT. IN ENGLISH	FRENCH
RECEPTION									
NURSERY 1									
NURSERY 2									
YEAR 1	s1344pm	pax25do							
YEAR 2	n5qjksz	gb2qf27							
YEAR 3	fudydi2	owlo33z							
YEAR 4	r7uq5e4	s2mjx5z							
YEAR 5	npppuqo	2s76xng							
YEAR 6	z3fob2a	k4sspif							
YEAR 7	7wtmmzb	ayprxor	c	u442n7f					xrap3ck

5. The code for Numeracy Year 4 has been typed, afterward, click **Join**.



Click

6. Now, we are in **Mr Jumbo's Classroom** for **Numeracy Year 4**. Learners can click on Classroom to view notes, video lessons, etc of the class based on the topic of discussion.



Click

7. We are in the classroom proper. The first option will contain materials (notes, video clips, audio, etc) for learners to study for the lesson. Other options below are for assessments from the lessons.

Mr Jumbo's Mathematics class
Year 4

Stream Classwork People

View your work Google Calendar Class Drive folder

All topics
Addition of fractions

Addition of fractions

Learning objectives Edited 5:10 PM

Assignment on Addition of unlike fractions. No due date

Addition of mixed numbers No due date

Notes, video lessons, etc...

Questions/assessments after the lessons.

Note: The **Browser** used in this explanation is **Google Chrome**. **Great Faith International School – ICT Department** recommends the mobile app from **play store** or **Apple store** for flexibility purposes and easy access OTA (Over The Air).

We hope with this detailed explanation, entering **E-learning classroom** for lessons will just be way too easy. Other developments will also be communicated in like manner.

The E-learning classroom codes will be repopulated soon to accommodate the Nursery classes soon.

For further help and prompt response concerning the **E-learning classroom**, please use the **online chat forum icon below** the **right corner** of the current webpage you are viewing as we are always online **24/7** and ready to help or contact **GFIS ICT Department**:

E-mail: infogreatfaith@gfischools.com

Tel: 07040215662.

Thank you for choosing us.